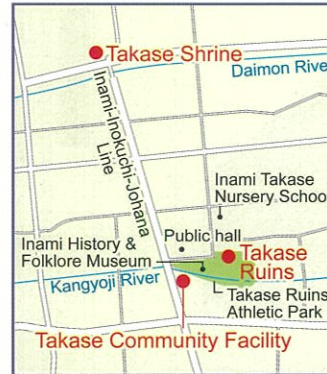


Takase Community Facility – Azumadachi Takase

Tradition passed on and new breeze of Inami

Takase Community Facility is a restored traditional farmer's house known as Azumadachi in Nanto City (former Inami Town), which was relocated to preserve. Visitors can experience the local history and culture through the exhibitions of farmer's meals and farm equipment as well as enjoy the traditional architectural style known as Azumadachi and its core structure called Wakunouchi.

This facility also serves as an activity center to promote better understanding of Sankyo-son, and conservation and restoration of the residential trees called Kainyo to keep the magnificent rural landscape for the next generation.



Takase Community Facility – Azumadachi Takase

TEL(0763)82-5828 FAX(050)2525-5880

128-4 Kitaichi, Nanto City, Toyama Pref. 930-0257

E-mail : shinseninami@yahoo.co.jp <http://www.city.nanto.toyama.jp/>

Open / 9:00 am – 9:00 pm

Closed / Wednesday, Dec. 29 – Jan. 3

Admission / Free



Kangyoji River

Runs beside the AZUMADASHI TAKASE, where fantastic fireflies dancing can be seen in June and July.

Neighboring facilities

Takase Ruins – Ruins of a manor office in the early Heian Period



Nation's first designated ancient manor ruins. Beside the ruins is Inami History and Folklore Museum that exhibits excavated articles such as earthen vessels and collects local historic and folklore items.

Takase Shrine – 2000-year old shrine



The Shrine is one of the highest ranked shrines of the province and enshrines the Daikokushin that is known as the God for matchmaking and good luck. Since the ancient age to this day, a number of worshippers visit the shrine during the seasonal festivals and rituals throughout the year.

Takase Community Facility – Azumadachi Takase

The symbolic structure of a traditional house known as Wakunouchi was relocated and restored with an aim to rediscover rich nature, tradition, and culture local farm villages have fostered and preserve a traditional house for the future generation.

Traditional farmer's house **Azumadachi**

Traditional gable roof houses are called Azumadachi since most of them are facing east (azuma) in the Tonami Plains. This architectural style was seen since the end of the Edo Period and became a mainstream by the end of the Meiji Era as roof tiles were widely used. This style was prevailing until 1950s as a social status symbol in those days.



Front view of Azumadachi of which gable roof is beautiful



State room that can serve as a space for gallery and events



Seminar room 1・2

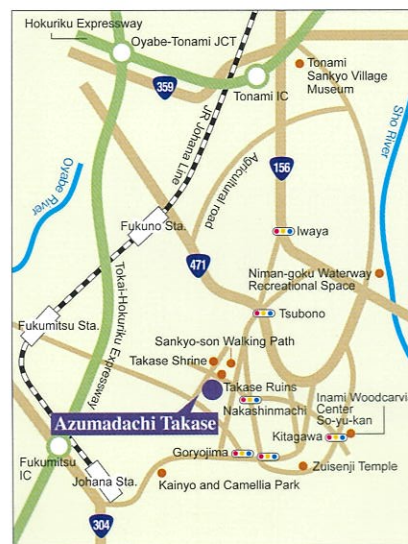
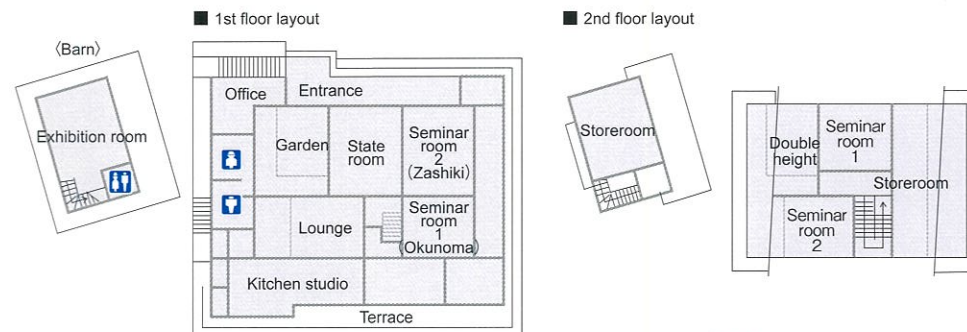


Lounge

◁ Garden

Core frame of the house **Wakunouchi** (Wakunouchi Style)

Wakunouchi is a structure seen widely in farmers' houses in the Tonami Plains. The frame is constructed as follows: Transverse beams (Sashimon^②) are connected to the central pillars (Kamidaikoku and Shimodaikoku^①). Over the transverse beams, longitudinal beams (Harimamon^③) are additionally installed. Thick head jambs (Hiramon^④) are installed as a structural member between pillars. Houses built with this core structure are called Wakunouchi style houses. As for building materials, Japanese cypress is considered to be the best. Cedar and pine tree are also used. All wood parts seen inside the house are lacquer finished.



Takase Community Facility **Azumadachi Takase**

TEL(0763)82-5828
FAX(050)2525-5880

128-4 Kitaichi, Nanto City, Toyama Pref. 930-0257
E-mail : shinseninami@yahoo.co.jp
<http://www.city.nanto.toyama.jp/>
Open / 9:00 am – 9:00 pm
Closed / Wednesday, Dec. 29 – Jan. 3
Admission / Free